

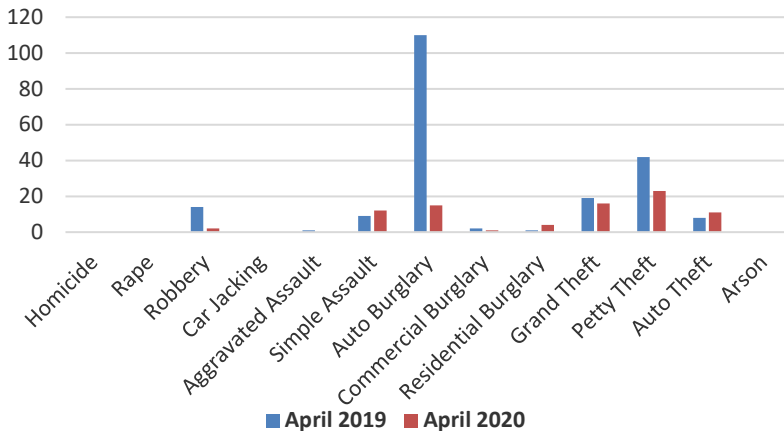


Emeryville Police Department

Part 1 Crimes

April 2020

	Mar 2020	April 2020	Above Below	% Chg	3 Year Avg Current Month	YTD 2019	YTD 2020	Above Below	% Chg
Violent Crimes:									
Homicide	0	0	0	N/C	0	0	0	0	N/C
Rape	1	0	-1	-100%	2	4	2	-2	-50%
Robbery	4	2	-2	-50%	7	50	16	-34	-68%
Car Jacking	0	0	0	N/C	1	0	2	2	N/C
Aggravated Assault	5	0	-5	-100%	5	10	11	1	10%
Simple Assault	14	12	-2	-14%	15	63	50	-13	-21%
Total Violent Crimes	24	14	-10	-42%	30	127	81	-46	-36%
Property Crimes:									
Auto Burglary	36	15	-21	-58%	83	487	240	-247	-51%
Commercial Burglary	8	1	-7	-88%	3	17	14	-3	-18%
Residential Burglary	3	4	1	33%	1	19	17	-2	-11%
Grand Theft	32	16	-16	-50%	17	92	98	6	7%
Petty Theft	34	23	-11	-32%	44	155	143	-12	-8%
Auto Theft	9	11	2	22%	15	38	35	-3	-8%
Arson	0	0	0	N/C	1	1	1	0	0%
Total Property Crimes	122	70	-52	-43%	164	809	548	-261	-32%
Grand Total	146	84	-62	-42%	194	936	629	-307	-33%
Other:									
*Mental Illness Detention	14	9	-5	-36%	14	65	43	-22	-34%
*Recovered Vehicles	8	6	-2	-25%	7	39	32	-7	-18%
*Suspicious Incidents	32	20	-12	-38%	41	188	166	-22	-12%
Total Other	54	35	-19	-35%	62	292	241	-51	-17%



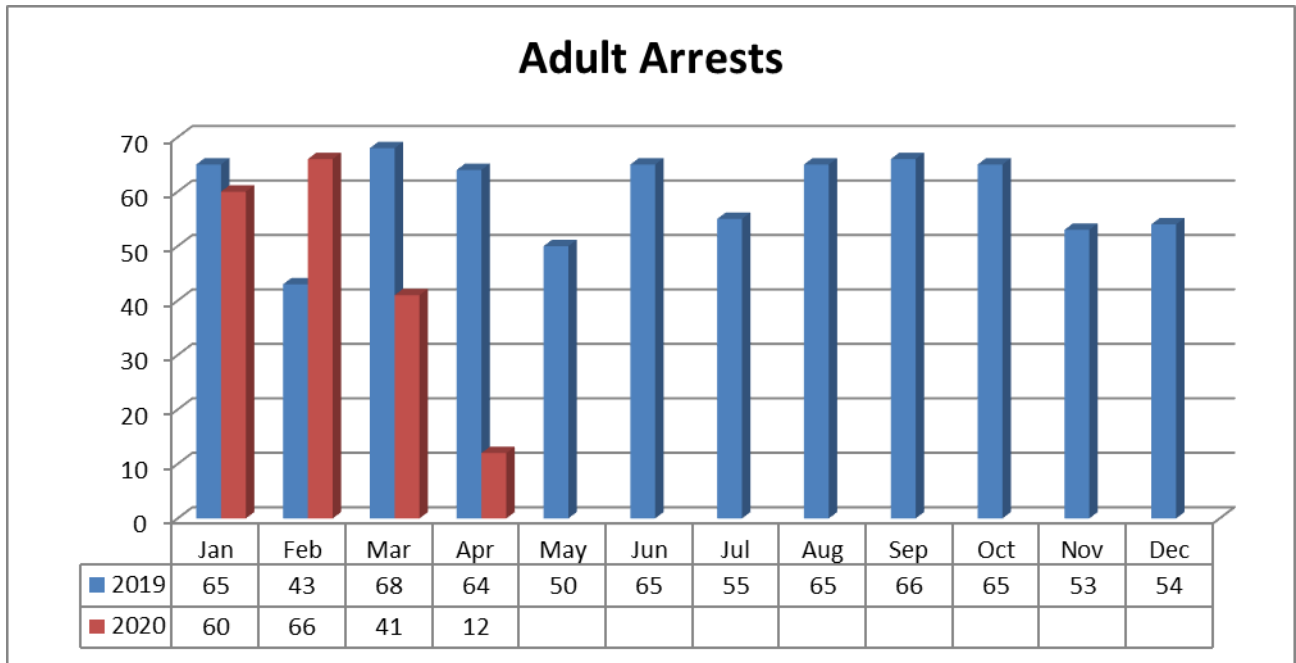
	Arrests	Cited	Booked
Adults	12	1	11
Juveniles	0	0	0

	Recidivism	Cites	Bookings
Adults	0	0	0
Juveniles	0	0	0

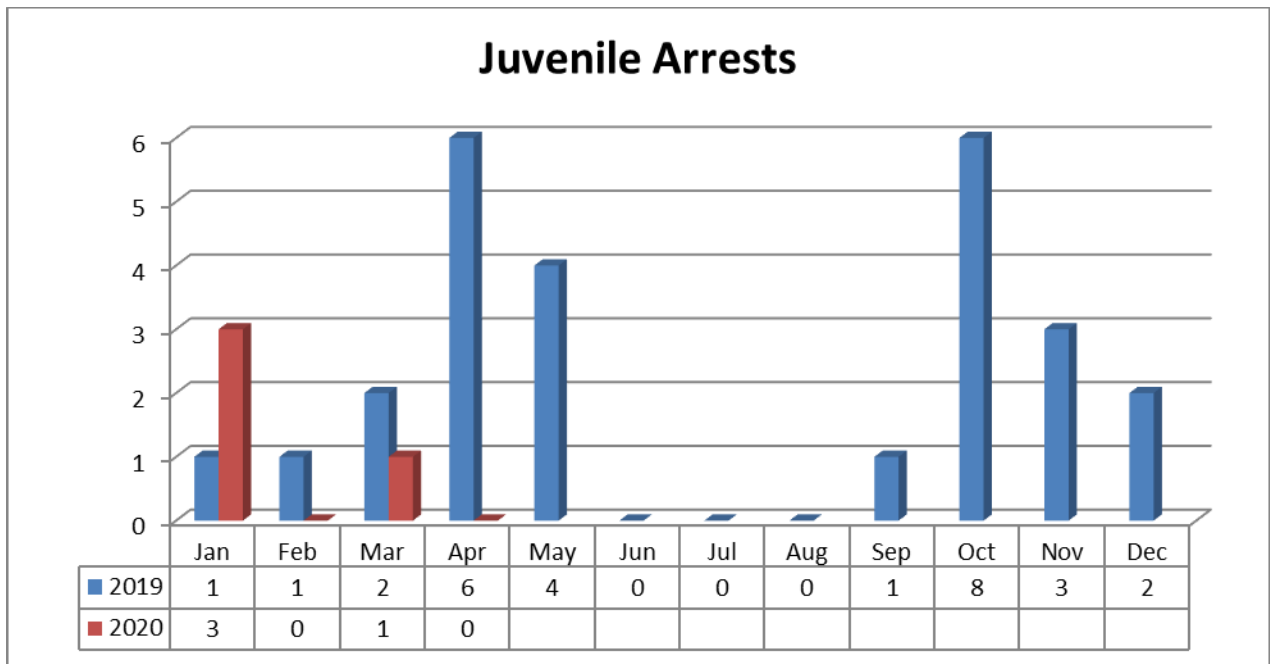
Total Repeat Offender Arrests: 0

*Categories not included in Part 1 Crimes, NC= Not Calculable, Small numbers lead to large percentages, Suspicious Incidents include persons and vehicles.

Adult and Juvenile Arrests YTD 2019 and 2020



YTD: 2019: 240 2020: 179 Percent Change: -25%



YTD: 2019: 10 2020: 4 Percent Change: -60%

(Note: Small numbers produce large percentages)

Emeryville Police Department

Part 1 Crimes

Reporting District Matrix

April 2020

	District 1	District 2	District 3	District 4	District 5	District 6	District 7	District 8	District 9	District 10	District 11	Total
Homicide	0	0	0	0	0	0	0	0	0	0	0	0
Rape	0	0	0	0	0	0	0	0	0	0	0	0
Robbery	0	0	0	0	1	0	0	1	0	0	0	2
Car Jacking	0	0	0	0	0	0	0	0	0	0	0	0
Agg Assault	0	0	0	0	0	0	0	0	0	0	0	0
Simple Assault	1	0	2	1	0	2	1	0	4	1	0	12
Auto Burglary	0	2	4	3	1	3	0	1	1	0	0	15
Commercial Burg	0	0	0	0	0	0	0	1	0	0	0	1
Residential Burg	0	0	0	0	1	3	0	0	0	0	0	4
Grand Theft	2	3	1	4	0	0	2	3	1	0	0	16
Petty Theft	0	6	5	1	0	1	0	7	2	1	0	23
Auto Theft	3	1	0	2	0	1	1	2	0	1	0	11
Arson	0	0	0	0	0	0	0	0	0	0	0	0
Total	6	12	12	11	3	10	4	15	8	3	0	84

Robbery: In District 5 at the Bay Street Mall, 5601 Bay St., a male suspect brandished a firearm at a maintenance employee and took a set of golf cart keys. SUSPECT: Male, 6'4", thin build, wearing a green reflective vest, a dark hoodie, and dark pant. In District 8 on the 3700 block of San Pablo Ave., a strongarm robbery occurred. LOSS: Wallet and medication. SUSPECTS: (2) Females. #1 6'0", 40+ years old, medium build, curly hair, wearing a red camouflage dress and gray coat. #2 5'4", 50-60 years old, and thin build. SUSPECT VEHICLE: Older model Chrysler 300, gray.

Commercial Burglary: In District 8 at ECAP, 3610 San Pablo Ave., ATTEMPT only. An unknown suspect lifted the gate off its hinges and pushed the gate back.

Residential Burglary: In District 5 at 56XX Bay St., two suspects known to the victim entered the victim's garage, removed the victim's cultivating equipment from his vehicle, and fled the area. The suspects later returned the loss. SUSPECTS: #1 Male, #2 Female. In District 6 at 15XX Park Av., ATTEMPT only. A suspect attempted to force open the pedestrian door and the garage door but did not gain entry. SUSPECT: Male wearing a two-toned wind breaker, dark pants, a helmet, goggles, and rollerblades. At 43XX Horton St., POE: Door – Lock defeated. Two suspects entered the building, accessed the garage, entered an unsecure vehicle and removed the garage door remote. SUSPECTS: 2 Males, #1 wearing a surgical mask and gray hooded jacket pulled over his head. #2 wearing a surgical mask on top of his head and wearing a red jacket. At 15XX Park Ave., POE: Window – Smashed. LOSS: Computer equipment. SUSPECTS: #1 Male, tall and thin, with multicolored red dreadlocks, wearing a black/white glove on one hand, and a red glove on the other hand. #2 Male juvenile, no further description.

Auto Theft: (11) Vehicles were stolen this month, (6) vehicles were recovered by other law enforcement agencies, (2) of which were recovered intact, (2) vehicles were damaged, (1) vehicle had minor stripping, and (1) vehicle was damaged and stripped. (5) vehicles are still outstanding. Honda Civics and Accords were the most popular vehicles.