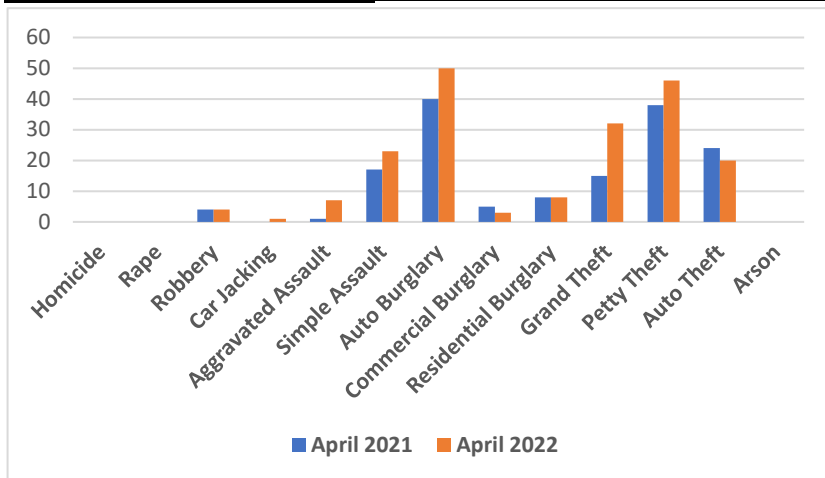




## Emeryville Police Department Part 1 Crimes April 2022

| <i>Violent Crimes:</i>       | Mar 2022   | Apr 2022   | Above Below | % Chg       | 3 Year Avg Current Month | YTD 2021   | YTD 2022   | Above Below | % Chg       |
|------------------------------|------------|------------|-------------|-------------|--------------------------|------------|------------|-------------|-------------|
| Homicide                     | 0          | 0          | 0           | N/C         | 0                        | 0          | 0          | 0           | N/C         |
| Rape                         | 1          | 0          | -1          | -100%       | 1                        | 0          | 1          | 1           | N/C         |
| Robbery                      | 5          | 4          | -1          | -20%        | 5                        | 23         | 25         | 2           | 9%          |
| Car Jacking                  | 1          | 1          | 0           | 0%          | 0                        | 1          | 3          | 2           | 200%        |
| Aggravated Assault           | 3          | 7          | 4           | 133%        | 2                        | 11         | 18         | 7           | 64%         |
| Simple Assault               | 5          | 23         | 18          | 360%        | 16                       | 56         | 55         | -1          | -2%         |
| <b>Total Violent Crimes</b>  | <b>15</b>  | <b>35</b>  | <b>20</b>   | <b>133%</b> | <b>24</b>                | <b>91</b>  | <b>102</b> | <b>11</b>   | <b>12%</b>  |
| <i>Property Crimes:</i>      |            |            |             |             |                          | YTD 2021   | YTD 2022   |             |             |
| Auto Burglary                | 69         | 50         | -19         | -28%        | 45                       | 141        | 223        | 82          | 58%         |
| Commercial Burglary          | 11         | 3          | -8          | -73%        | 3                        | 21         | 21         | 0           | 0%          |
| Residential Burglary         | 7          | 8          | 1           | 14%         | 4                        | 23         | 30         | 7           | 30%         |
| Grand Theft                  | 25         | 32         | 7           | 28%         | 16                       | 70         | 119        | 49          | 70%         |
| Petty Theft                  | 49         | 46         | -3          | -6%         | 34                       | 178        | 206        | 28          | 16%         |
| Auto Theft                   | 34         | 20         | -14         | -41%        | 17                       | 64         | 85         | 21          | 33%         |
| Arson                        | 0          | 0          | 0           | N/C         | 0                        | 3          | 0          | -3          | -100%       |
| <b>Total Property Crimes</b> | <b>195</b> | <b>159</b> | <b>-36</b>  | <b>-18%</b> | <b>119</b>               | <b>500</b> | <b>684</b> | <b>184</b>  | <b>37%</b>  |
| <b>Grand Total</b>           | <b>210</b> | <b>194</b> | <b>-16</b>  | <b>-8%</b>  | <b>142</b>               | <b>591</b> | <b>786</b> | <b>195</b>  | <b>33%</b>  |
| <i>Other:</i>                |            |            |             |             |                          |            |            |             |             |
| *Mental Illness Detention    | 12         | 9          | -3          | -25%        | 13                       | 66         | 49         | -17         | -26%        |
| *Recovered Vehicles          | 18         | 13         | -5          | -28%        | 9                        | 52         | 56         | 4           | 8%          |
| *Suspicious Incidents        | 39         | 11         | -28         | -72%        | 30                       | 204        | 114        | -90         | -44%        |
| <b>Total Other</b>           | <b>69</b>  | <b>33</b>  | <b>-36</b>  | <b>-52%</b> | <b>52</b>                | <b>322</b> | <b>219</b> | <b>-103</b> | <b>-32%</b> |



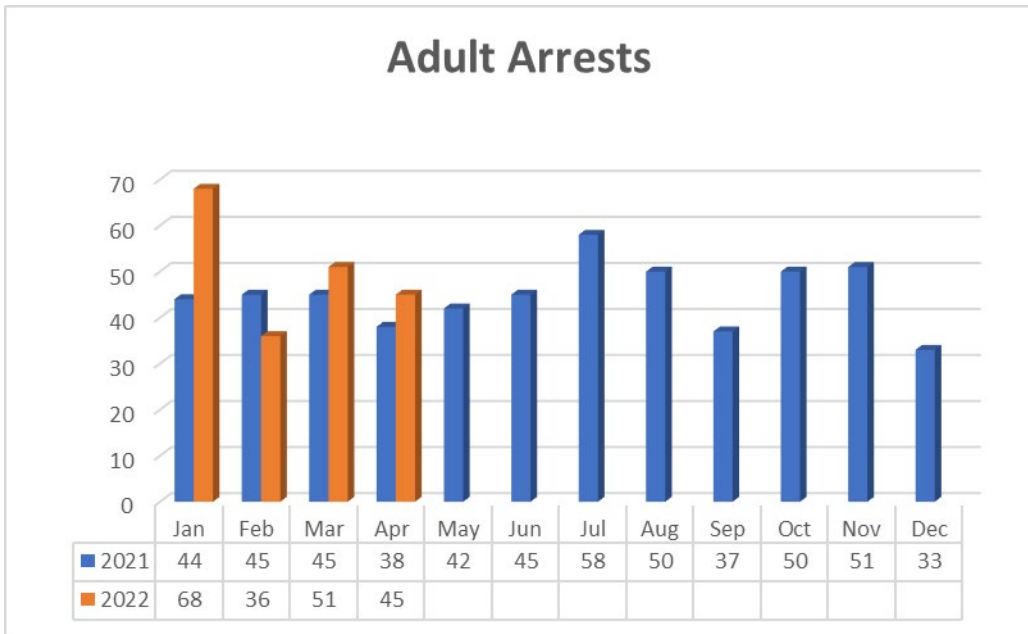
|           | Arrests | Cited | Booked |
|-----------|---------|-------|--------|
| Adults    | 45      | 14    | 31     |
| Juveniles | 0       | 0     | 0      |

|           | Recidivism | Cites | Bookings |
|-----------|------------|-------|----------|
| Adults    | 2          | 1     | 3        |
| Juveniles | 0          | 0     | 0        |

**Total Repeat Offender Arrests: 2**

\*Categories not included in Part 1 Crimes, NC= Not Calculable, Small numbers lead to large percentages, Suspicious Incidents include persons and vehicles. **The above crime statistics are not official.**

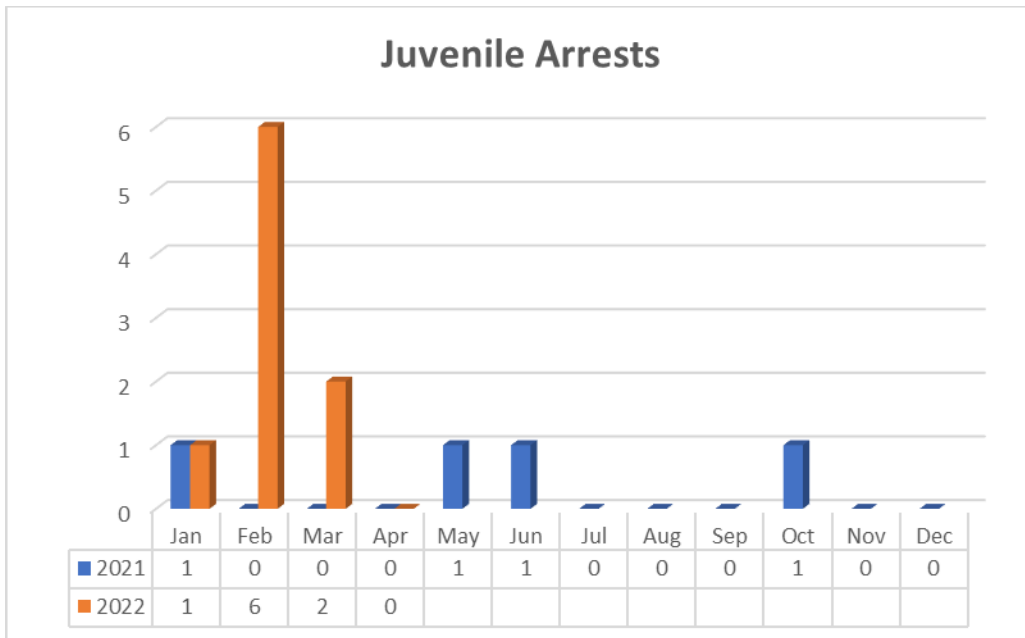
**Adult and Juvenile Arrests  
YTD 2021 and 2022**



YTD: 2021: 172

2022: 200

Percent Change: 16%



YTD: 2021: 1

2022: 9

Percent Change: 800%

(Note: Small numbers produce large percentages)

# Emeryville Police Department

## Part 1 Crimes

### Reporting District Matrix

#### April 2022

|                  | District 1 | District 2 | District 3 | District 4 | District 5 | District 6 | District 7 | District 8 | District 9 | District 10 | District 11 | Total      |
|------------------|------------|------------|------------|------------|------------|------------|------------|------------|------------|-------------|-------------|------------|
| Homicide         | 0          | 0          | 0          | 0          | 0          | 0          | 0          | 0          | 0          | 0           | 0           | 0          |
| Rape             | 0          | 0          | 0          | 0          | 0          | 0          | 0          | 0          | 0          | 0           | 0           | 0          |
| Robbery          | 0          | 0          | 1          | 0          | 2          | 0          | 0          | 0          | 0          | 1           | 0           | 4          |
| Carjacking       | 0          | 0          | 0          | 1          | 0          | 0          | 0          | 0          | 0          | 0           | 0           | 1          |
| Agg Assault      | 0          | 1          | 3          | 1          | 0          | 0          | 0          | 2          | 0          | 0           | 0           | 7          |
| Simple Assault   | 0          | 3          | 5          | 1          | 3          | 0          | 2          | 1          | 7          | 1           | 0           | 23         |
| Auto Burglary    | 0          | 8          | 10         | 10         | 9          | 3          | 4          | 1          | 2          | 3           | 0           | 50         |
| Commercial Burg  | 1          | 0          | 0          | 0          | 0          | 1          | 0          | 1          | 0          | 0           | 0           | 3          |
| Residential Burg | 2          | 1          | 0          | 0          | 0          | 2          | 1          | 1          | 1          | 0           | 0           | 8          |
| Grand Theft      | 0          | 2          | 6          | 3          | 8          | 2          | 4          | 4          | 1          | 2           | 0           | 32         |
| Petty Theft      | 2          | 3          | 6          | 3          | 8          | 1          | 1          | 2          | 11         | 9           | 0           | 46         |
| Auto Theft       | 0          | 3          | 4          | 3          | 0          | 0          | 2          | 3          | 4          | 1           | 0           | 20         |
| Arson            | 0          | 0          | 0          | 0          | 0          | 0          | 0          | 0          | 0          | 0           | 0           | 0          |
| <b>Total</b>     | <b>5</b>   | <b>21</b>  | <b>35</b>  | <b>22</b>  | <b>30</b>  | <b>9</b>   | <b>14</b>  | <b>15</b>  | <b>26</b>  | <b>17</b>   | <b>0</b>    | <b>194</b> |

**Robbery: In District 3 at the 76 Station, 1700 Powell St., (ATTEMPT).** Two male suspects attempted to rob a male patron at gunpoint near the gas pump. SUSPECTS: #1 Male wearing a black hoodie with the hoodie pulled up, a black face mask, dark jeans, black and gold shoes, black gloves and armed with a black semi-auto handgun. #2 Male wearing dark clothing, with a hoodie pulled up and a face mask, a soft cast or wrapping on his right hand and wrist, also armed with a semi-auto handgun. SUSPECT VEHICLE: Newer Toyota Camry, silver. **In District 5 in front of Banana Republic Outlet, 5791 Christie Ave.,** three male suspects robbed another male at gunpoint. LOSS: \$40,000. The victim, his wife, and friend came to the area to purchase a food truck. It appears the suspects are not related to the food truck owners. SUSPECTS: (3) males, all armed with semi-auto handguns, no further description. SUSPECT VEHICLE: A white Porsche Cayenne with black rims. **In the parking lot of IKEA, 4400 Shellmound St.,** a strongarm robbery occurred. LOSS: Lunch bag. SUSPECT: #1 Male, 19-20 years old, no further description. #2 Male, no further description. SUSPECT VEHICLE: White sedan, no further description. **In District 10 at Target, 1555 40<sup>th</sup> St.,** a shoplifter rammed a shopping cart into a security guard and fled with store merchandise. LOSS: Olay make up valued at \$559.00.

**Carjacking:** In District 4 in the parking lot of Chevy's, 1890 Powell St., a male suspect carjacked and kidnapped and off-duty Uber driver at gunpoint. The California Highway Patrol recovered the vehicle intact the same day. The suspect remains outstanding. SUSPECT: Male, 5'11", with short dreadlocks, wearing dark clothing.

**Aggravated Assault:** In District 2 at Branchline Bar, 5885 Hollis St., an argument between two men resulted in one man pushing the other man causing him to fall and hit the back of his head on the floor. In District 3 on the 6707 block of Shellmond St., (Domestic Violence) a man rode his bicycle into his ex-girlfriend and punched her multiple times. At 64<sup>th</sup>/Shellmound St., an unknown male suspect shot another male multiple times after an argument between them. In the parking lot of Denny's Restaurant, 1776 Powell St., a mentally ill male brandished a knife at an EPD officer. EPD transported the male to the hospital. In District 4 at 3 Admiral Dr. #XXX, an unknown suspect fired a bullet into an occupied dwelling. There were no injuries. In District 8 at the Bank Club, 3900 San Pablo Ave., a physical altercation between two females resulted in an unknown male shooting at one of the involved females and her male acquaintance. There were no injuries.

**Commercial Burglary:** In District 1 at the Townhouse Bar and Grill, 5862 Doyle St., POE: Window – Open. LOSS: (2) iPads, (4) Propane tanks, and (8) bottles of liquor. SUSPECT: Male, wearing a red and pink hat, blue latex gloves, a black reflective jacket with a gray and yellow "X" pattern on the back and a perpendicular line below, a black hooded sweatshirt with a white circular logo on the rear with an airplane and the words "Cloud Hopper", baggy blue jeans, and red, white, and black sneakers. In District 6 at Sherwin Williams, 4383 Horton St., (construction site) POE: Lock cut from the fence. LOSS: (2) construction air monitors, and (2) soil compactors. In District 8 at City Storage, 4004 Adeline St., POE: Storage locker – Unknown. LOSS: Several bottles of wine.

**Residential Burglary:** In District 1 at XXX Liquid Sugar Dr. POE: Garage – Unknown. LOSS: Bicycle light and reading glasses. EPD arrested the suspect shortly after. At 12XX 65<sup>th</sup> St., a male suspect jumped the fence and entered the garage. LOSS: Postal package. The responsible is the same suspect from Liquid Sugar Dr. In District 2 at 1465 65<sup>th</sup> St., #XXX, an unknown suspect removed a locked bicycle from the patio deck. In District 6 at 1401 Park Ave., POE: Multiple storage rooms – pry tool. LOSS: Unknown. At 1401 Park Ave #XXX POE: Front door. LOSS: Keys, a wallet, a bag, and towel. SUSPECT: Female, 5'3", late 20s, early 30s, wearing a dark hoodie and a covid mask. In District 7 at 1333 Powell St., POE: Bicycle storage room. LOSS/Recovered: a bicycle. EPD arrested the suspect shortly after. In District 8 at 3610 Peralta St., POE: Door – Minor damage. The Maintenance Manager surprised a male and female who dropped several tools, fled to a vehicle, and left the area. In District 9 at 1331 40<sup>th</sup> St., POE: Garage – Sensor cut off. LOSS: None. An unknown suspect entered the community mailbox area and attempted to pry open mailboxes. SUSPECT: Male, wearing a dark baseball cap, a black shirt, and dark shorts.

**Auto Theft:** (20) vehicles were reported stolen. (12) vehicles were recovered, (6) of which were recovered intact, (3) vehicles were damaged, (1) vehicle was damaged and striped, (1) vehicle had major stripping, and (1) vehicle had minor stripping. Various trucks and vans were targeted, with Ford being the most popular.